

End of year examinations

A vibrant, abstract graphic design featuring a large, bold, white text "Graphic Design" centered over a colorful, swirling background of various shapes, including circles, lines, and musical notes, suggesting a creative and artistic theme.

Ps

Graphics Controlled Assessment



YEAR
11

YEAR
10

Graphics
Additional Skills


Graphics 3D Printer

Graphics

3D workshop

GRAPHICS

Select design theme
Planning time effectively to utilise lesson and home tasks
Problem & design brief mastery
Target market mastery
CD Research & analysis – specification mastery
Use of digital camera mastery
Tracing using light box mastery
Downloading from VLE mastery
Use of VLE for independent study
Booklet creation mastery
Use of CAD & CAM – cnc GX 300 mastery
Independently Scanning – Photoshop mastery
Independently Editing – illustrator mastery
Independently Colouring – CS6 – EMF File mastery
Vector and bitmap understanding & mastery
Background experimentation and innovation
Experimentation & layout mastery
Creation of final layouts – apply criteria
Independent relativity and originality
Evaluation against design criteria
Hand skills mastery classes

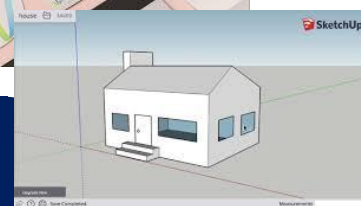



YEAR 9

**National Curriculum
Compliant**

Ai

Ps



YEAR
8

GRAPHICS

- Independent creation of design work
- Planning time effectively
- Problem & design brief understanding
- Target market clarified and explored
- CD Research & analysis – specification
- Use of SKETCH-UP programme
- Tracing using light box – isometric 3D sketching
- Downloading from VLE
- 2D exporting of images
- Use of CAD & CAM – 3D Printer (not block modelling)
- PowerPoint creation to promote a product
- Anthropometric data – understanding
- Downloading backgrounds
- independent experimentation with layout
- Creation of final product
- Creativity and originality
- Evaluation against design criteria
- Presentation in a booklet



Ai

Ps



welcome

YEAR
7

